

LIGHTING

- Intruders prefer darkness. The rear, side and front areas of your home should be well lighted during all times of darkness.
- Use a **TIMER** or light sensitive sensor to automatically turn the lights on at dusk and off at dawn.
- Use high pressure sodium or mercury vapor lights for energy savings.
- Utilize exterior **MOTION DETECTORS** to activate additional exterior lighting.

VACATION SECURITY HINTS

- Make certain your home will look "lived in" when you are away for an extended period of time.
- Discontinue all deliveries before you leave.
- Leave a key with a trusted friend or neighbor and ask him to change the position of your blinds, drapes and lights daily.
- Keep one or more **INTERIOR LIGHTS** on. A timer can be purchased at a reasonable price. Also connect radio to the timer to make your home sound occupied.

USE YOUR LOCKS

- Most burglars look for the easy way in, making an average of 15 attempts per actual entry. Most burglars get in through unlocked door and windows.

BURGLAR ALARMS

- **BURGLAR ALARMS** are becoming more sophisticated and less expensive, and provide additional protection beyond the basic physical security recommended in this flyer. The use of these is regulated by county law. Please contact the **CRIME PREVENTION BUREAU** for more information.

BURGLARY

- Burglars want to get in and out of a home without being noticed and in a minimum amount of time. They will usually avoid homes that look occupied or are difficult to enter.
- You can easily minimize risks at relatively small cost. Home security is the best and the least expensive insurance for you and your entire family.
- If you are a burglary victim:
 1. Do not enter your residence.
 2. Call the police immediately.
 3. While awaiting the police officers, protect the crime scene by not touching anything or allowing anyone to enter your residence.

NEIGHBORHOOD WATCH

- If your community has a Neighborhood watch, volunteer to participate. If your community doesn't have one, contact the **CRIME PREVENTION BUREAU** for information. Homes in neighborhood watch areas are 20 times safer from burglary.

JOIN OPERATION ID

- **MARK YOUR PROPERTY** by engraving items with "VA" and your drivers license number. Make a list and keep it in a safe place. This will provide you with a record of your property in case of fire or theft and will aid in its recovery.

This brochure provided by the Virginia Crime Prevention Association through a contract with the Department of Criminal Justice Services.

Home Security



Virginia Crime Prevention Association

4914 Radford Ave., Suite 306 Richmond, VA 23230
(804) 359-8120 Fax (804) 359-1705
vaprevent@aol.com • www.vcpa.org

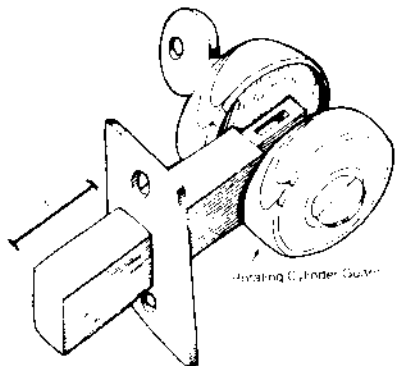
We are a 501(c)(3) non-profit organization.
Donations are appreciated and are tax deductible.

❑ EXTERIOR DOORS

- All exterior doors should be solid construction for greater security. Know who's calling before opening your door. A wide angle door viewer enables you to identify the visitor.

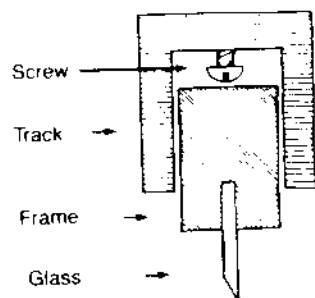
❑ DOOR LOCKS

- Every exterior door should have a **HEAVY DUTY** dead-bolt lock.
- Strike plates attached to your door frame to receive the bolt portion of the lock. They should be firmly anchored using 3" screws through the door frame into the wall studs.

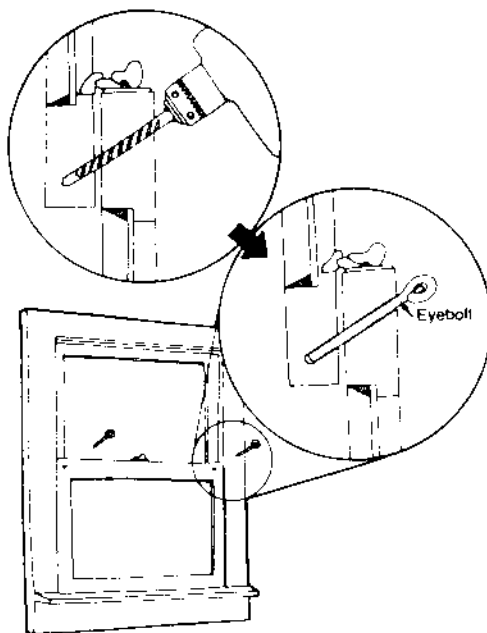


❑ SLIDING DOORS AND WINDOWS

- A sliding door needs additional protection because it can be lifted off its track and removed, even when it is shut.
- A **SECONDARY SLIDING PATIO DOOR LOCK** should be installed and used.
- Added security is provided by screwing two or three No. 8 or No. 10 sheet metal screws



into the track above the sliding door. The screws should protrude so the top of the closing door clears them. This will prevent the door from being lifted out of the lower track.



❑ DOUBLE HUNG SASH TYPE WINDOWS

- To secure these windows, drill a hole that angles slightly downward through the **TOP CORNER** of the bottom window into the **BOTTOM** of the top window. Then place a solid pin or nail into the hole to prevent the window from being opened. Never screw or nail a window shut.

❑ BASEMENT WINDOWS

- Small basement windows should be secured with steel iron bars. Use special detachable bars if window is needed for fire escape.

❑ FIRE SAFETY

- Place smoke detectors on each floor of the house.
- Have a fire extinguisher readily available in the kitchen.
- Sleep with bedroom doors closed. In the event of fire, escape if possible, and if not possible wait for the fire department.

❑ LANDSCAPE

- **KEEP SHRUBBERY TRIMMED** so it never blocks the view to or from any window. This will give you and your neighbors a view of trespassers and deny an intruder a place to hide.
- A **WELL-KEPT LAWN** gives your home that lived in look and can deter crime.

❑ ADDRESS MARKINGS

- Address Markings should be **CLEARLY VISIBLE FROM THE STREET**.
- Address numbers should be easy to read by being in contrast to their background and lighted at night.
- Do not use script numbers or any numbers written out such as "eight."

❑ GARAGES

- All garages should be kept closed and locked. Most contain tools and other valuables. A burglar could use the tools to break into your home.
- Install **DEAD-BOLT LOCKS** on all walk-through doors.
- **GARAGE WINDOWS** should utilize the same security items recommended for the windows in your home.
- **INSTALL CURTAINS** or a covering to prevent anyone from looking in at property.
- **PADLOCKS** may be used in the tracks of the garage door when away for an extended period to prevent opening.

